

Class of 2009 Survey Report

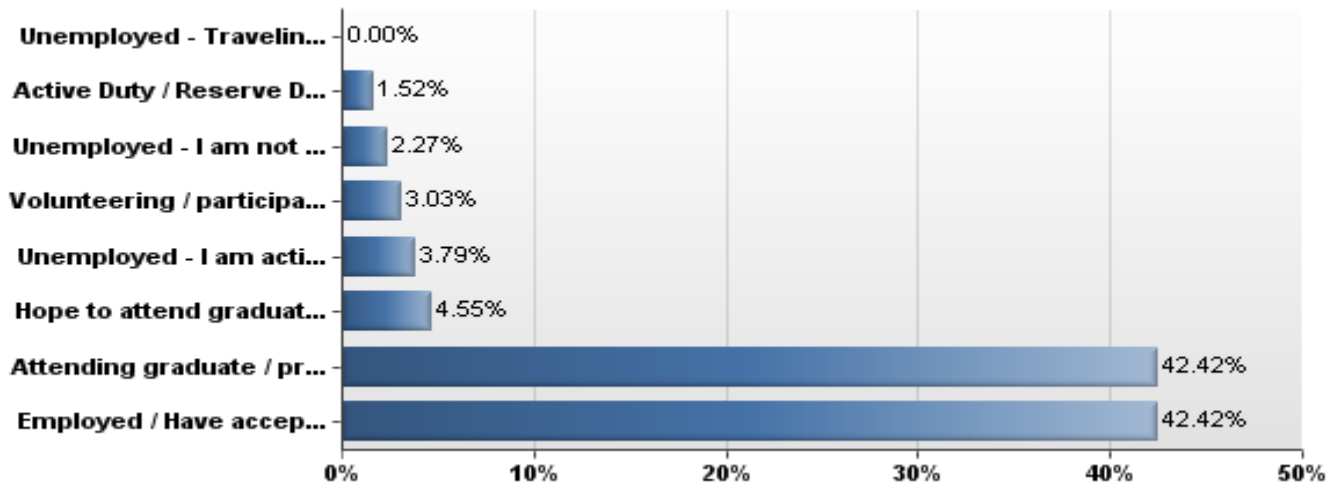
Survey and Responses

Career Services conducts an annual survey of the previous year's graduating class to determine the career, employment and continuing education status of the new graduates. The 2009 survey was posted on our website in March which allowed graduates to send their results to us electronically. An email was sent to 384 alumni in March and a reminder email was sent in May. Out of 384 alumni emailed, 132 responded which yielded a response rate of 34 percent.

This report contains information about graduate's employment status, job title, name and location of employers, and the techniques used to secure employment. We also gathered information about the graduate's continuing education status, the institution they are attending and the degree being sought. Lastly, we include graduate's opinions about how well McDaniel prepared them for their current job.

Employment / Graduate School Status (N=132)

Despite the economic downturn, 42% (56) of the McDaniel Class of 2009 survey respondents were working at the time of the survey. Fifty-six (42%) said they were attending graduate or professional school, while 5% (six) respondents said they were still searching programs or awaiting an acceptance into graduate school. Two (2%) indicated they were in Active or Reserve duty in the Army and 3% (4) said they were volunteering or participating in a service program. Of the total 132 respondents, 8 graduates (6%) indicated that they were unemployed. Five (4%) were actively seeking a job and 3 (2%) were not seeking employment at the time.



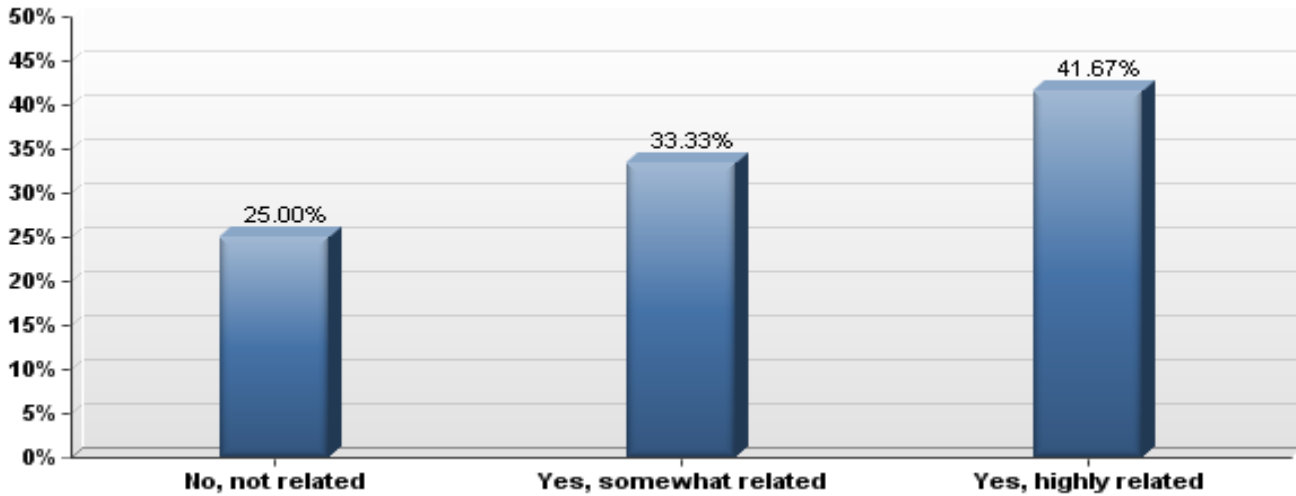
Previous Relations with Employers (N=48)

Nineteen percent (9) had previously worked as an intern for their current employer while another 12% (6) worked either as a volunteer, temporary, part-time or full-time employee.

Relation of Position to Academic Major (N=48)

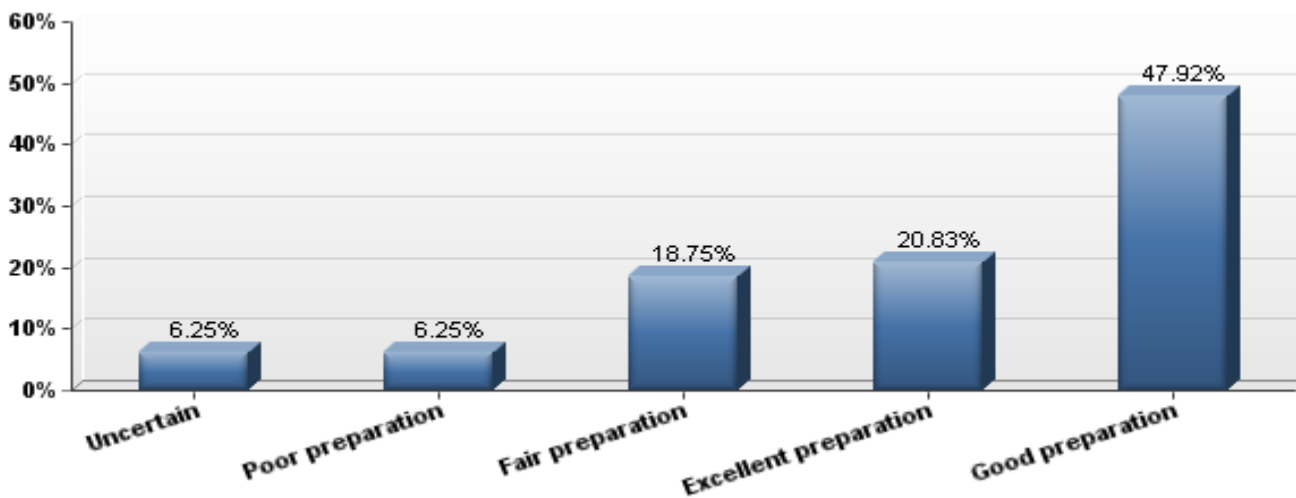
Graduates were asked to identify the degree to which their position was related to their academic major. The majority of the graduates in the Class of 2009, who responded to this survey, were able to secure positions closely related to their major.

Forty-two percent (20) of the respondents felt that their current position was “highly related” to their major and 33% (16) felt it was “somewhat related.” Twenty-five percent (12) felt their position was “not related” to their academic major.



McDaniel Preparation (N=48)

Graduates were asked how well they thought McDaniel prepared them for their current position. Overall, 88% (42) indicated that their preparation was excellent, good or fair. Six percent (3) indicated that they received poor preparation and another 6% (3) was uncertain.



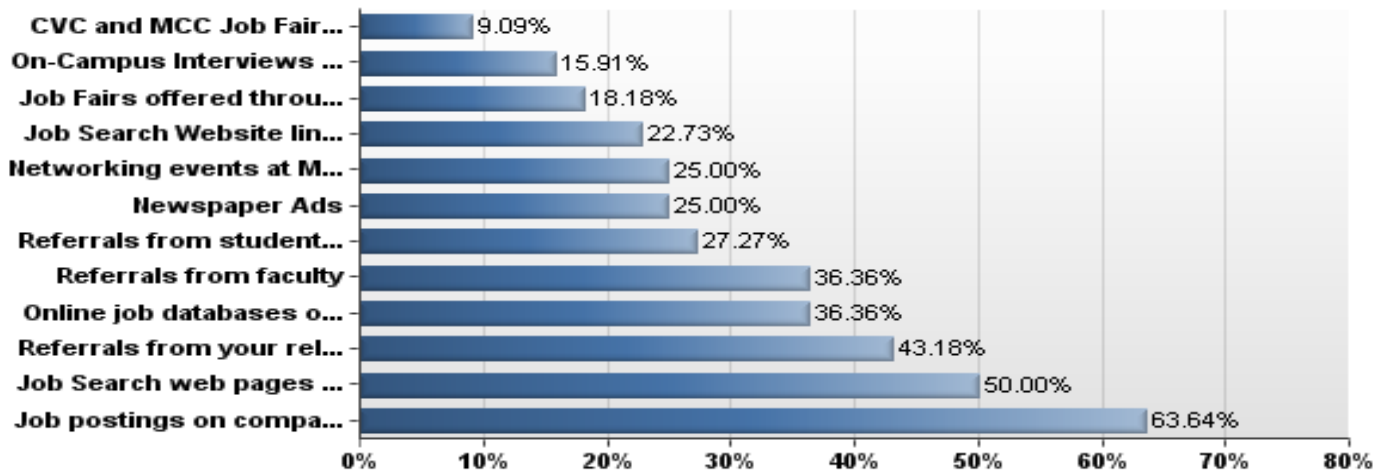
Graduates were also asked if a Bachelor’s degree was required in order to obtain their current position. Sixty-nine percent (33) of the 48 respondents indicated “yes” and 29% (14) reported “no.”

Methods of Obtaining Current Position (N=44)

Graduates were asked to reveal all the resources they used in their job search (respondents were instructed to choose all that apply). The top five resources graduates used to secure their jobs are highlighted below:

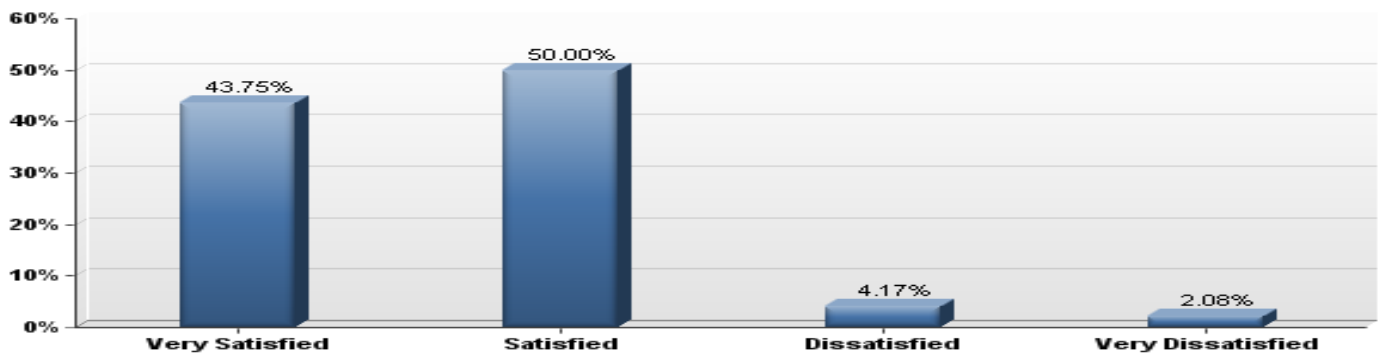
- 64% Job postings on company web page
- 50% Job Search web pages (e.g. CareerBuilder, Monster)
- 43% Referrals from relatives
- 36% Referrals from faculty
- 36% Online job databases offered through Career Services

Other methods included job fairs sponsored by Career Services (27%), newspaper ads (25%), networking events held at McDaniel (25%), job search website links offered through Career Services (23%), and on-campus employer interviews offered via Career Services (16%).



Job Satisfaction (N=48)

Graduates were asked to indicate the level of satisfaction they have with their current job. Ninety-four percent (45) indicated that they are either “very satisfied” or “satisfied.” Four percent (2) indicated they are “dissatisfied” while 2% (1) indicated “very dissatisfied.”



Location of Employment**(N=48)**

Thirty-six respondents indicated that they currently work in the Maryland, DC, Virginia area, while 11 are working in other states. Three are working in other countries including France, Hungary and the UK.

Employer Names & Job Titles**(N=51, Includes Volunteer Positions)**

<i>Employer Name</i>	<i>Job Title</i>
Stony River Legendary Steaks	Server
Carroll County Public Schools	1 st Grade Teacher
International Study Abroad ISA	Site Specialist / Program Manager
McDaniel College	Office Manager
Wells Fargo Financial	Credit Manager
InterAmerican University of Puerto Rico	Research Assistant
US House of Representatives Congressman Frank Kratovil	Community Liaison
Aerotek Staffing	Business Operations Associate
Cape Shore Gardens	Assistant Construction Foreman
The Lovelady Center	Company Development / Grant Writing
University of MD College Park	Financial Aid Counselor
Bechtel Power Corporation	Procurement Systems Specialist
Transportation Security Administration	Transportation Security Officer
Bank of America	Senior Teller
State of MD, Carroll County Board of Elections	Election Administrative Assistant II
Vision Systems & Technology, Inc.	Software Engineer
English Lacrosse	Local Development Officer
Reduction in Motion	Greening Facilitator
Carroll County Public Schools	Social Studies Teacher, Grades 6 & 7
The Concordville Inn	Wedding Specialist
Northrop Grumman	Financial Administrator
KMI Media Group	Copy Editor
Self Employed, AFLAC	Benefits Consultant
Peters & Woodring, LLC	Staff Accountant
Bond Beebe	Auditor
FBI	Investigative Specialist
Chesapeake Testing & Balancing Engineers, Inc.	Estimator / Administrative Assistant
Daniels Insurance	Insurance Advisor
Johns Hopkins University	Research program Assistant II
Lowe's	Human Resource Manager
Locust Lane Farms, Inc.	Estimator
Banyan Consulting	Benefits Analyst
DKT International	Staff Accountant
Active Minds, Inc	Chapter Coordinator
MD Department of Natural Resources	Seasonal Ranger Naturalist
Sussex Middle School	Long-term Substitute, 6 th Grade Social Studies & Language Arts teacher
French Ministry of Education, Academie de Grenoble	Assistante d'anglais (English Teacher)
AFLAC	Account Executive

Celanese Corporation	Accounts Receivable Collection Specialist
Target Community & Educational Services, Inc.	Community Living Manager
Wells Fargo Financial	USC Credit Manager
Federal Aviation Administration via Wood Consulting Services	Administrative Assistant
IFE North America / Knorr Brake Corp	Program Coordinator
Farm Family Insurance Co.	Advisor
Methodist Board of Childcare	Therapist
Toscana Café	Office Manager
US Department of Commerce, The Census Bureau	Enumerator
PA Department of Conservation of Natural Resources	State Park Ranger
Family Missions Company	Foreign Missionary Volunteer
CORE Susquehanna AmeriCorps	Recreation Assistant Volunteer
AmeriCorps VISTA	VISTA Volunteer

Graduate School Status (N=56)



Fifty-six graduates were enrolled in graduate school at the time of the survey. Of the 50 who responded, 86% (43) are enrolled full-time and 14% (7) are enrolled part-time. Of the 48 who reported, 29 are pursuing a Master's degree, 8 are pursuing JD's, 7 are pursuing PH.D.s, and 3 are pursuing a PharmD.

Here is a list of the colleges and universities where the Class of 2009 survey respondents is enrolled:

<i>Institution</i>	<i>Program Being Studied</i>
Yale University	Musicology
Catholic University of America, Columbus School of Law	Law
University of Denver Sturm College of Law	Law
New England School of Law	Law
University of Pennsylvania	Social Work
University of Florida	Developmental Psychology
Loma Linda University, School of Public Health	Global Health
University of Delaware	Biological Sciences – Cell Physiology
University of MD School of Pharmacy	Pharmacy
University of MD School of Pharmacy	Pharmacy
Salisbury University	Social Work
University of MD School of Medicine	Medicine
McDaniel College	Secondary Education – Social Studies
McDaniel College	Human Services Management
Methodist University	Physician Assistant
Vanderbilt University	Chemistry
Concordia Seminary	Master of Divinity
McDaniel College	Liberal Arts
Immaculata University	Counseling Psychology / Primary &

	Secondary Education
University of Delaware	Fine Arts – Painting
University of the District of Columbia- David A. Clarke School of Law	Law
McDaniel College	Counseling
University of Texas @ Austin	Evolution, Ecology & Behavior
University of MD Baltimore County	Astrophysics
University of Baltimore School of Law	Law
University of Baltimore School of Law	Law
Vanderbilt University	Speech & Language Pathology
University of MD Baltimore County	Mechanical Engineering
University of Maine	English Literature / Gender Studies
University of MD Baltimore	Social Work
University of MD Baltimore County	Chemistry / Biochemistry
Salisbury University	Social Work
University of Michigan	Social Work
Lutheran Theological Seminary @ Philadelphia	Theology
University of Baltimore School of Law	Law
University of Delaware	Biological Science / Cell & Organ Systems
Yale University School of Medicine	Physician Associate
McDaniel College	Secondary Education
Virginia Tech	English Literature
Capella University	Special Education Teaching
University of MD University College	Environmental Management
University of MD College Park	Public Policy-International Development
University of MD University College	Human Resource Management